



Quick Study

Liquid carry over from the pipeline into the sample system should be prevented when sampling natural gas as it can directly impact the accuracy of the analysis and damage the analyzer. Industry standards state that equipment used to remove liquid from the sample must be operated at flowing temperature and pressure conditions. Genie[®] Probes[™] provide a means to insert Genie[®] Membrane Technology[™] directly into a pipeline for the purpose of separating unwanted liquid and particulate from the gas sample at flowing temperature and pressure conditions, in compliance with industry standards.

The Model 755[™] is an adjustable length, membrane tip probe regulator that can be inserted and extracted from a pressurized line through a full opening valve without the use of a special insertion device or the force and bulky equipment associated with pneumatic or hydraulic methods. The sample pressure is reduced immediately after the membrane, inside of the line, to prevent condensation during pressure reduction. The 755[™] can be mounted vertically or horizontally, and its installation process is simple and straightforward.

Applications

- ▶ Continuous gas sampling
- ▶ Extract a representative sample from a multi phase gas source
- ▶ Pressure regulation
- ▶ Protection against liquid and particulate
 - ▶ Online and portable analyzers
 - ▶ Sample system components

Benefits

- ▶ Easy, quick, safe insertion and extraction from pressurized system
- ▶ Does not require special insertion device or hydraulic fluid
- ▶ Horizontal or vertical mounting
- ▶ API 14.1, GPA 2166 and ISO 10715 probe compliance
- ▶ Helps to preserve sample integrity
- ▶ Pipeline gas helps to offset temperature changes at regulation point

Features

- ▶ Genie[®] Membrane Technology[™]
- ▶ Field serviceable regulator seat and packing material
- ▶ Vibration resistant
- ▶ Adjustable length
- ▶ Optional pressure ranges
- ▶ Analytically Correct[™] Design
 - ▶ Low internal volume
 - ▶ No dead volume
- ▶ Stainless steel construction

Technical Specifications

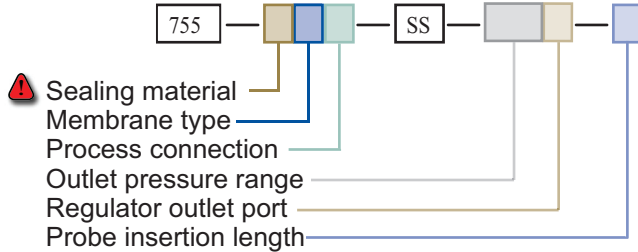
Maximum pressure rating	3,750 psig
Maximum temperature	185 °F (85 °C) with membrane 225 °F (107 °C) without membrane
Port sizes	Outlet: 1/4" female NPT Auxiliary: 1/8" female NPT (plugged from factory)
Probe lengths (for other lengths contact the factory)	L: 8", 12", 18", 24", 36" A: ~ 20", 24", 30", 36", 48" (refer to L & A dimensions on back)
Outlet pressure range (psig)	0-10, 0-25, 0-50, 0-100, 0-250 (other ranges available upon request)
Installation valve requirement	3/4", 1" or 1.5" NPT full opening valve (others available upon request) <small>*The inner diameter must not be less than 3/4"</small>
Wetted materials	Machined parts: 316 stainless steel / NACE compliant and Kevlar [®] threaded bushing All other metal parts: stainless steel / NACE compliant Sealing material: Teflon [®] / Neoprene standard Regulator seat material: Teflon [®] Membrane: inert

Model Numbering & Additional Part Numbers

Your model number is determined by your specific needs. Choose options below.

Sealing material ⚠	0 = Teflon® / Neoprene	(other materials available upon request)		
Membrane type	6 = Type 6/BTU	0 = No membrane		
Process connection	3 = 3/4" NPT	4 = 1" NPT	6 = 1.5" NPT	
Outlet pressure range (psig)	00 = 0-25	01 = 0-50	02 = 0-100	03 = 0-250 09 = 0-10
Regulator outlet port	1 = 1/4" MNPT to 1/8" tube connector		4 = 1/4" FNPT	
Probe insertion length (L)	8, 12, 18, 24, 36 inches			
Sealing material replacement	Part # 75X-570	(sold separately)		
Membrane replacement	Part # 75X-CMA-506	(contains 1 complete assembly) (sold separately)		
Optional speed wrench	Part # ACC-SW	(sold separately)		
Optional gauge	Part # ACC-Q14KC	(0 - 4,000 psig) (sold separately)		

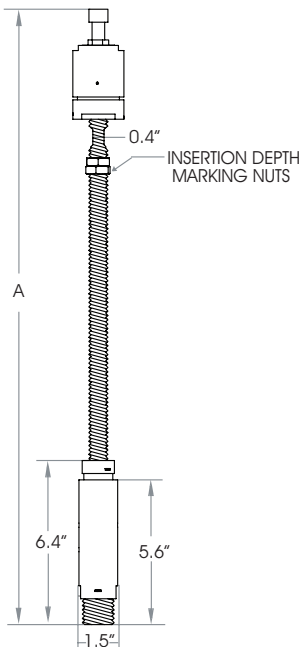
How to build the model number:



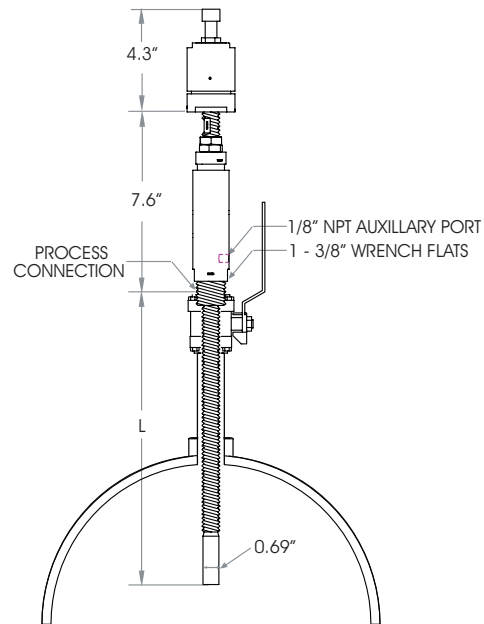
- ⚠ We cannot recommend specific sealing materials due to the complex nature of sample stream compositions. Temperature and pressure also may be factors.
- ⚠ Unless specified otherwise, the product will ship with our standard sealing materials and materials of construction stated in the technical specifications section of the corresponding Product Sheet. ⚠ Please refer to www.dupontelastomers.com for sealing material recommendations and advice. It is the user's responsibility to specify the sealing materials and other materials of construction for their application.

Dimensions

Uninstalled



Installed



Local Distributor:

Manufacturer

A+ Corporation, LLC

41041 Black Bayou Road

Gonzales, LA 70737

Call for expert product application assistance:

Phone: (225)-644-5255 Website: www.geniefilters.com

Fax: (225)-644-3975 E-mail: sales@geniefilters.com



An ISO 9001:2008 certified company

©2010 A+ Corporation, LLC. All rights reserved.

SCC-755-PS_1211